


/// BAR TEC ///®

The Ultimate Splicing System



Dextra

www.dextragroup.com



Product Features

Bartec® is a parallel threaded mechanical splicing system designed for the connection of concrete reinforcing bars from Ø12 to 50 mm (ASTM #4 to #18).

Bartec® couplers are designed and manufactured in compliance with Eurocode 2, BS 8110, DIN 1045, ACI 318, IBC, AASHTO, ASME Sec III Div 2.

Benefits

- No reduction of the bar cross section area.
- Allows full ductile elongation of bars.
- Easy installation, no torque wrench required.
- One standard coupler for all splicing requirements (Standard / Position).
- Type 2 coupler suitable for seismic areas.
- Tested under reverse cyclic conditions.
- Solves bar congestion problems.
- Simple Installation : No torque wrenching required.

Site Equipment




The 3 machines necessary to Bartec system rebar preparation are engineered by Dextra and delivered in a single container.

Rebar Preparation: A 3-Steps Process

STEP 01 Cutting

The end of the reinforcing bar is sawn square.




STEP 02 Cold forging

The sawn end of the rebar is then enlarged by a patented cold forging process. The core diameter of the bar is increased to a pre-determined diameter.



STEP 03 Threading

Finally, the enlarged end of the rebar is threaded to the required length.



Splicing Methods


Standard splice

Easy connection by bar rotation until full thread engagement.

Thanks to the parallel thread:

- No risk of thread mis-match.
- No risk of cross-threading.

TYPE




Position splice

Even when both bars cannot be turned, the Bartec® system uses a standard coupler.

The coupler is fully engaged onto the extended thread of the connecting bar (step 1).

The assembly is simply completed by butting the bars end to end and screwing back the coupler onto the first bar until full engagement (step 2).

TYPE



TYPE




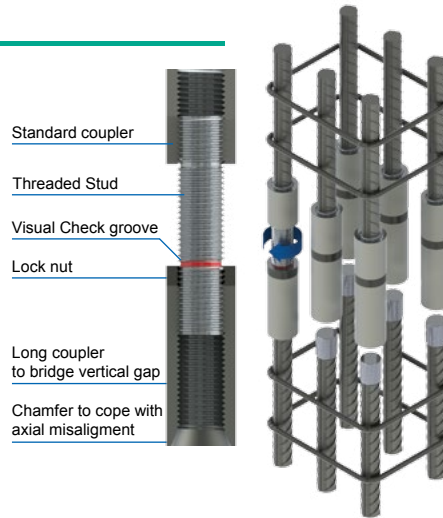
Position Type C is similar to Type B, with the addition of a lock-nut to maintain the second bar in position.

Applications

Caging splice

To connect cages that haven't been pre-fabricated together or sets of bars that can't be brought butt to butt, Bartec Caging Splice is your solution.

Both bars are threaded with a standard Bartec thread, then the free rotating elements of the Caging Splice will restore thread continuity and make the connection.



Transition splice


When there is a need to splice bars of different sizes, it is allowable in most cases to reduce the size of the larger bar and to use a standard coupler.

However the Bartec® system also offers special transition couplers that conveniently avoid the difficult task of planning in advance the need of transitions.




Headed Bars

Also called "End Anchors", they are a convenient alternative to hooked bars to provide end anchorages in congested areas. Bartec® standard anchorage heads are circular and have a net bearing area of 4 times or 9 times the cross-section of the bar.



Weldable couplers

For composite construction where concrete reinforcement bars must be welded to structural steel, use Bartec® weldable couplers, which are specially made from low carbon steel and which have a large chamfer for bevel welding.



Generic specification

- No reduction of the nominal cross section area of the parent bars.
- No reduction of the ductility of the reinforcing bar.
- Couplers are individually marked to allow full traceability of the material.
- Parallel-thread system.

Note : The information in this catalogue is considered up to date at the time of publication. We reserve the right to make technical and design changes at any time.

Dextra shall not accept liability for the accuracy of the information in this publication or for any printing errors.

Quality Assurance



Some Major References



New Bay Bridge, San Francisco, U.S.A.



Dubai Metro, UAE



Commercial presence in more than 55 countries.



HEADQUARTERS THAILAND
Dextra Manufacturing Co., Ltd.
 Tel: (66) 2 021 2800
 Fax: (66) 2 328 0374
 E-mail: thailand@dextragroup.com



INDIA
Dextra India Pvt. Ltd.
 Tel: (91) 22 2838 6294 / 22 2839 2694
 Fax: (91) 22 2839 2674
 E-mail: india@dextragroup.com



CHINA
Dextra Building Products (Guangdong) Co., Ltd.
 Tel: (86) 20 2261 9901
 Fax: (86) 20 2261 9902
 E-mail: china@dextragroup.com



HONG KONG
Dextra Pacific Ltd.
 Tel: (852) 2845 7766 / 2511 8236
 Fax: (852) 2586 1656 / 2519 0852
 E-mail: dplbuilding@dextragroup.com



MIDDLE EAST
Dextra Middle-East FZE
 Tel: (971) 4886 5620
 Fax: (971) 4886 5621
 E-mail: middleeast@dextragroup.com



EUROPE
Dextra Europe SARL
 Tel: (33) 1 45 53 70 82
 Fax: (33) 1 47 04 28 97
 E-mail: europe@dextragroup.com



NORTH AMERICA
Dextra America Inc.
 Tel: (1) 805 915 4734 / 818 261 5166
 E-mail: america@dextragroup.com



SOUTH AMERICA
Dextra do Brasil
 Tel: (55) 11 5505 2475
 Fax: (55) 11 5505 2475
 E-mail: brasil@dextragroup.com



LATIN AMERICA
Dextra Latam
 Tel: (507) 6454 8100 / (507) 831 1442
 E-mail: latam@dextragroup.com



Dextra

www.dextragroup.com